

Electricity and Magnetism / Set 1 / Animation 1


Name \_\_\_\_\_ Class \_\_\_\_\_

<Show all work on calculations. Include proper units. Explanations require complete sentences.>

Directions:


- a) For each of the animations sketch the field showing a minimum of 10 field lines.  
(field lines must include arrows)
- b) Label each charge with + or -
- c) Rank the charges in order of strength (charges may be equal)

E-Field 1A




Strongest: \_\_\_\_\_ Weakest: \_\_\_\_\_

E-Field 1B




Strongest: \_\_\_\_\_ Weakest: \_\_\_\_\_

E-Field 1C



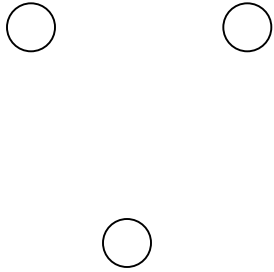
Strongest: \_\_\_\_\_ Weakest: \_\_\_\_\_

E-Field 1D



Strongest: \_\_\_\_\_ Weakest: \_\_\_\_\_

E-Field 1E



Strongest: \_\_\_\_\_ Weakest: \_\_\_\_\_